

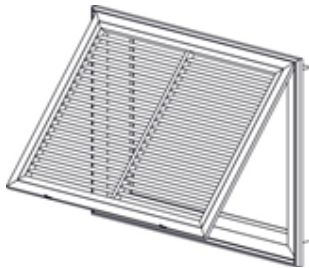
FILTER GRILLE HINGE OPTIONS

Linear Bar Filter Grille (LFG)

Long Blades



A - Hinge
Standard



B - Hinge



C - Hinge



D - Hinge

Short Blades



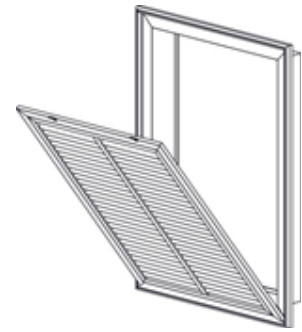
E - Hinge
Standard



F - Hinge

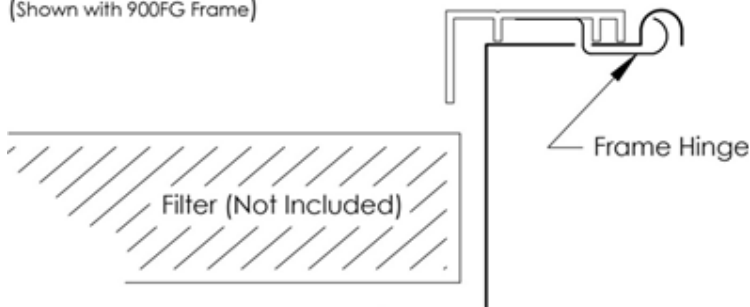


G - Hinge

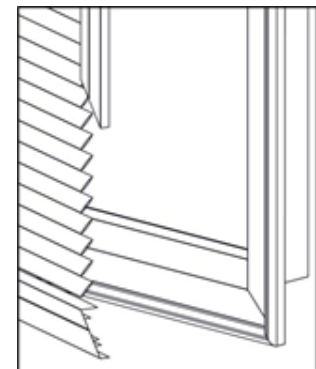


H - Hinge

Filter Grille Frame Detail
(Shown with 900FG Frame)



Detail Blade View



Note: Detail Blade View of Right Front Corner Blade Angle

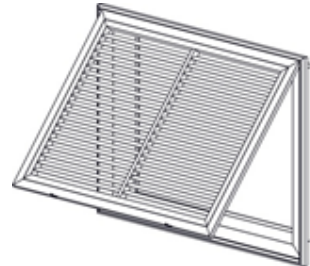
Note: All drawings are shown using 905FG Series for lower sidewall application. Grille face can be rotated to accommodate high sidewall application or various ceiling applications. See desired filter grille series on website to see if hinge variations are available.

FILTER GRILLE HINGE OPTIONS

Lattice Filter Grille (600FG, 620FG, 620PFG)

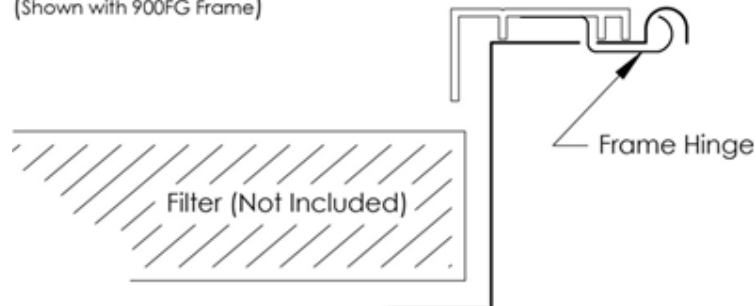


**A - Hinge
Standard**



B - Hinge

Filter Grille Frame Detail
(Shown with 900FG Frame)



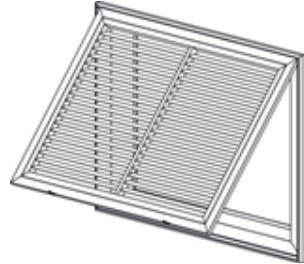
Note: All drawings are shown using 905FG Series for lower sidewall application. Grille face can be rotated to accommodate high sidewall application or various ceiling applications. See desired filter grille series on website to see if hinge variations are available.

FILTER GRILLE HINGE OPTIONS

Long Blade Filter Grilles (645FG, 905FG, 915FG, 935FG)



**A - Hinge
Standard**



B - Hinge

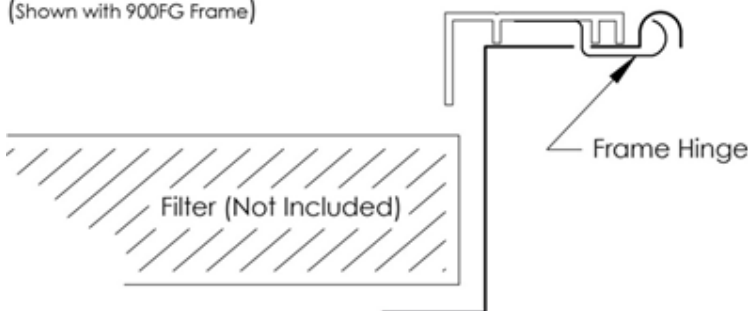


C - Hinge

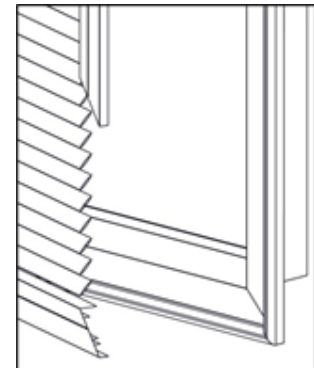


D - Hinge

**Filter Grille Frame Detail
(Shown with 900FG Frame)**



Detail Blade View




Note: Detail Blade View of Right Front Corner Blade Angle

Note: All drawings are shown using 905FG Series for lower sidewall application. Grille face can be rotated to accommodate high sidewall application or various ceiling applications. See desired filter grille series on website to see if hinge variations are available.

FILTER GRILLE HINGE OPTIONS

Short Blade Filter Grilles (646FG, 906FG, 916FG, 936FG)



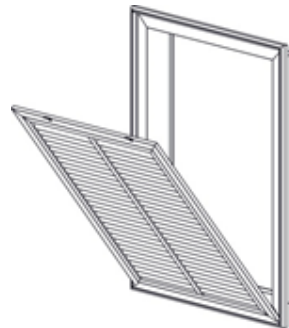
**E - Hinge
Standard**



F - Hinge

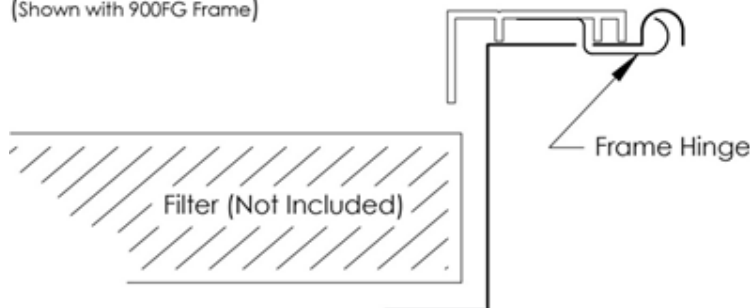


G - Hinge




H - Hinge

**Filter Grille Frame Detail
(Shown with 900FG Frame)**



Detail Blade View



Note: Detail Blade View of Right Front Corner Blade Angle

Note: All drawings are shown using 905FG Series for lower sidewall application. Grille face can be rotated to accommodate high sidewall application or various ceiling applications. See desired filter grille series on website to see if hinge variations are available.