



CSW Industrials Companies

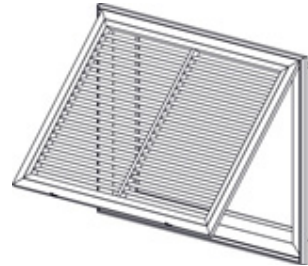
# Filter Grille Hinge Variations

For models: 645FG, 905FG, 915FG, 935FG

## Optional Filter Grille Hinge Variations



**A - Hinge  
Standard**



**B - Hinge**

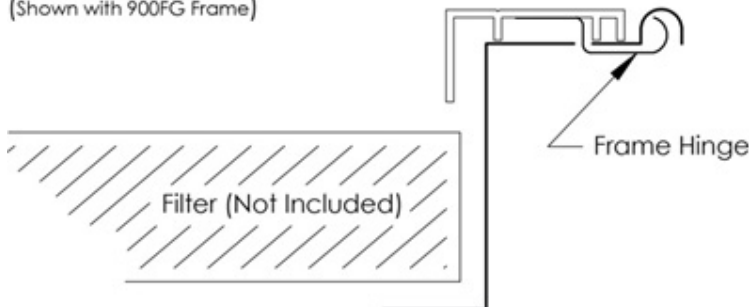


**C - Hinge**




**D - Hinge**

Filter Grille Frame Detail  
(Shown with 900FG Frame)



Detail Blade View



**Note:** Detail Blade View of Right Front Corner Blade Angle

**Note:** All drawings are shown using 905FG Series for lower sidewall application. Grille face can be rotated to accommodate high sidewall application or various ceiling applications. See desired filter grille series on website to see if hinge variations are available.