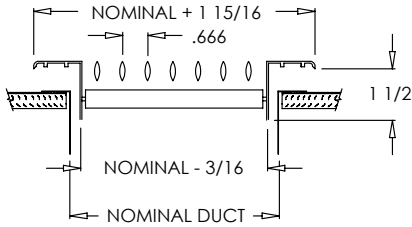
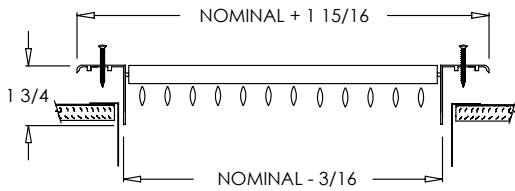


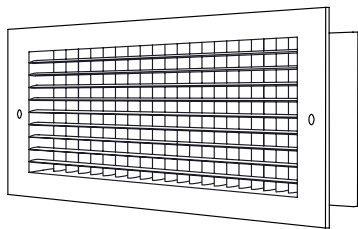
933 (Extruded Aluminum Frame)



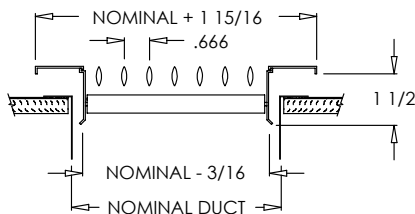
933 (Extruded Aluminum Frame)



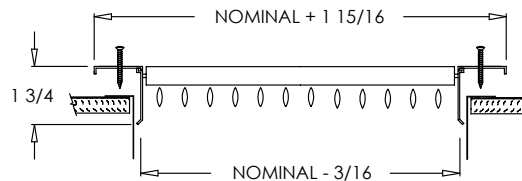
933 (Extruded Aluminum Frame)



933 (Stamped Steel One Piece Frame)



933 (Stamped Steel One Piece Frame)



933 (Stamped Steel One Piece Frame)

**Standard Features:**

- Double deflection surface mount grille with adjustable steel blades
- Front blades parallel to longest dimension, back blades parallel to shortest dimension
- Provides 4-way airflow on one plane
- Nylon bushings on adjustable blades prevent metal on metal rattle
- Countersunk mounting holes for flush appearance with color matching Phillips posi-drive screws
- Available in even sizes up to 36"x24"
- Frame dependent on product size, refer to chart below
- Rust resistant pre-coat with durable powder finish
- Soft White

**Options:**

- Recessed screwdriver operated Opposed Blade Damper (933-0)
- 2" ADC compliant round collar with bead for ease of installation (square sizes only)
- T-20 Tamper Proof Screws

**Finishes:**

STANDARD COLORS

- Soft White
- Driftwood Tan

DESIGNER COLORS

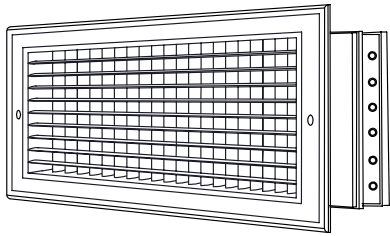
- Black
- Bronze
- Storm Gray
- Cement Gray
- Aluminum Paint
- Coffee Tan
- Warm White
- Glossy White

**Stamped Steel One Piece Frame Sizes**

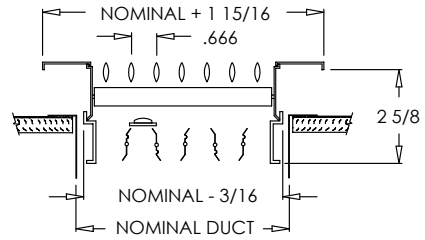
6 x 6	10 x 4	12 x 6	14 x 6
8 x 4	10 x 6	12 x 8	14 x 8
8 x 6	10 x 10	12 x 12	14 x 10
8 x 8	12 x 4	14 x 4	14 x 14

**Note:** Sizes not shown above use an extruded aluminum surface mount frame with signature line marks.

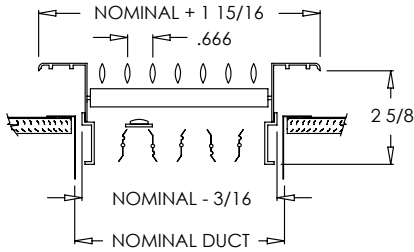
Continued next page.



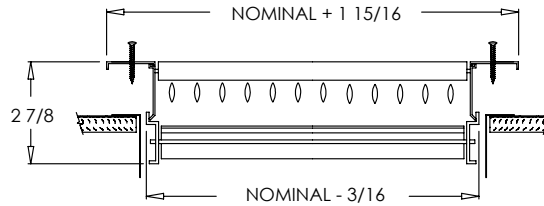
933-O (Extruded Aluminum Frame)



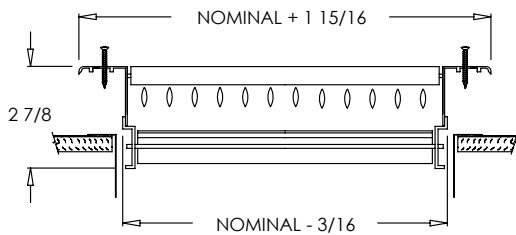
933-O (Stamped Steel One Piece Frame)



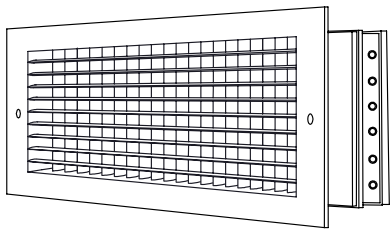
933-O (Extruded Aluminum Frame)



933-O (Stamped Steel One Piece Frame)



933-O (Extruded Aluminum Frame)



933-O (Stamped Steel One Piece Frame)

**Additional Information:**

**Submittal Notes**

Project / Location:	
Engineer:	
Architect:	
Contractor:	