

**Standard Features:**

- Adjustable aluminum curved blades
- Nylon bushings on adjustable blades prevent metal on metal rattle
- Extruded aluminum surface mount frame with signature line marks
- Designed for three-way air deflection
- Fractional and exact sizes available
- Countersunk mounting holes with color matching Philips Posidriv screws
- Rust resistant pre-coat with durable powder finish
- Soft White

**Options:**

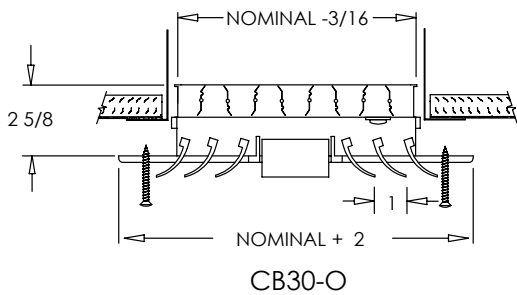
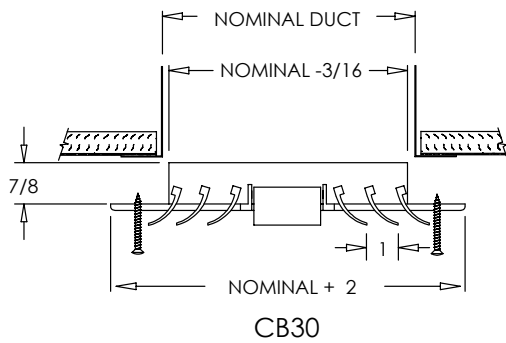
- Recessed screwdriver operated Opposed Blade Damper (CB30-0)
- 2" ADC compliant round collar with bead for ease of installation – available in square sizes only
- Concealed Mount (CM)
- MRI Compatible
- T-20 Tamper Proof Screws

**Air Patterns:**

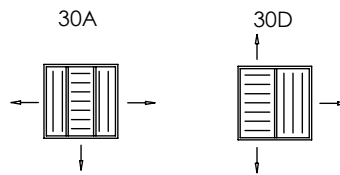
- |        |        |
|--------|--------|
| CB-30A | CB-30D |
| CB-30B | CB-30E |
| CB-30C | CB-30F |

**Finishes:**

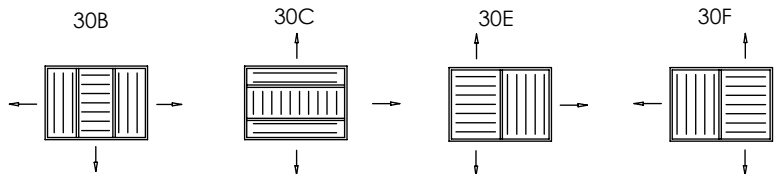
<b>STANDARD COLORS</b>	<b>DESIGNER COLORS</b>	
<input type="checkbox"/> Soft White	<input type="checkbox"/> Black	<input type="checkbox"/> Aluminum Paint
<input type="checkbox"/> Driftwood Tan	<input type="checkbox"/> Bronze	<input type="checkbox"/> Coffee Tan
<input type="checkbox"/> Mill Finish	<input type="checkbox"/> Storm Gray	<input type="checkbox"/> Warm White
	<input type="checkbox"/> Cement Gray	<input type="checkbox"/> Glossy White



CB30 Square Air Patterns:



CB30 Rectangle Air Patterns:



**Additional Information:**

**Submittal Notes**

Project / Location:	
Engineer:	
Architect:	
Contractor:	