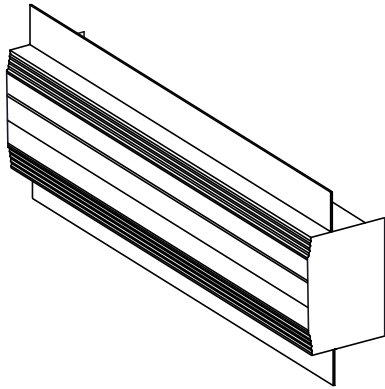


Linear Slot Diffuser Submittal

Tape & Mud Frame – Diffuser Only (Type 3)

MODEL: LSD-T3-DO



Standard Features:

- Extruded aluminum slot diffuser
- Tape & Mud flange for frameless and flush installation
- Designed for 1/2" or 5/8" drywall application
- Minimum length 6"
- Unlimited continuous sections available with butt joints
- Soft White

Manufacturing Requirements:

Length _____ feet _____ inches

Supply – Black adjustable pattern controller allows full 180° adjustment and control of airflow (LSD-T3-S)

Return – less pattern controller (LSD-T3-R)

Number of slots: 1 2 3 4 5 6 7 8

Slot Width: 1/2" 3/4" 1"

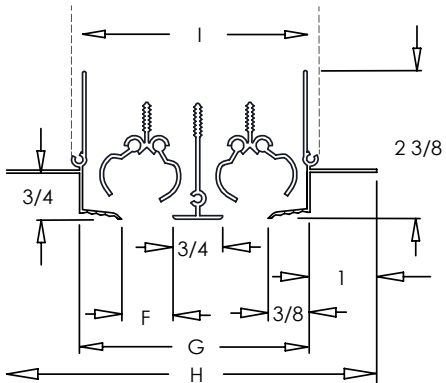
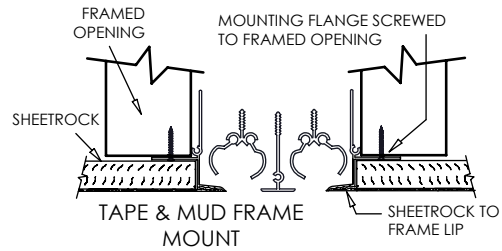
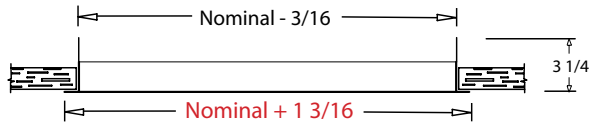
Finishes: For LSD with 1 Slot, only Soft White or Mill Finish is an available finish.

STANDARD COLORS

- Soft White
- Driftwood Tan
- Mill Finish

DESIGNER COLORS

- Black
- Bronze
- Storm Gray
- Cement Gray
- Aluminum Paint
- Coffee Tan
- Warm White
- Glossy White



LSD-T3
TAPE & MUD FRAME

Dimensions (in inches)

# OF SLOTS	SLOT WIDTH (F)	OVERALL WIDTH (H)	WIDTH OF BACK (I)	OPENING WIDTH (G)	# OF SLOTS	SLOT WIDTH (F)	OVERALL WIDTH (H)	WIDTH OF BACK (I)	OPENING WIDTH (G)
1	1/2	3 1/4	1 1/2	1 1/4	5	1/2	8 1/4	6 1/2	6 1/4
	3/4	3 1/2	1 3/4	1 1/2		3/4	9 1/2	7 3/4	7 1/2
	1	3 3/4	2	1 3/4		1	10 3/4	9	8 3/4
2	1/2	4 1/2	2 3/4	2 1/2	6	1/2	9 1/2	7 3/4	7 1/2
	3/4	5	3 1/4	3		3/4	11	9 1/4	9
	1	5 1/2	3 3/4	3 1/2		1	12 1/2	10 3/4	10 1/2
3	1/2	5 3/4	4	3 3/4	7	1/2	10 3/4	9	8 3/4
	3/4	6 1/2	4 3/4	4 1/2		3/4	12 1/2	10 3/4	10 1/2
	1	7 1/4	5 1/2	5 1/4		1	14 1/4	12 1/2	12 1/4
4	1/2	7	5 1/4	5	8	1/2	12	10 1/4	10
	3/4	8	6 1/4	6		3/4	14	12 1/4	12
	1	9	7 1/4	7		1	16	14 1/4	14

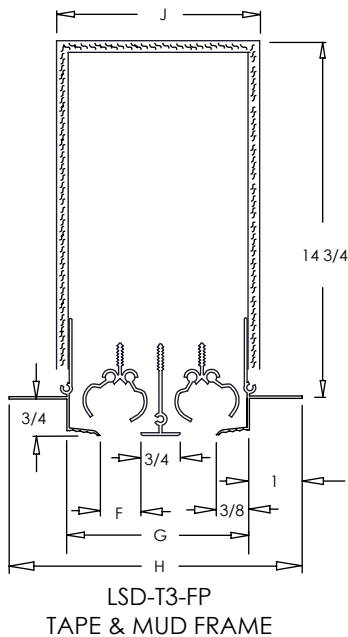
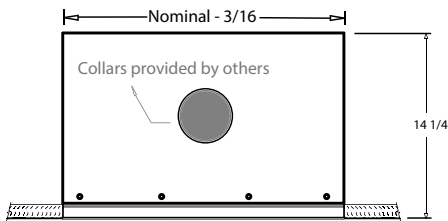
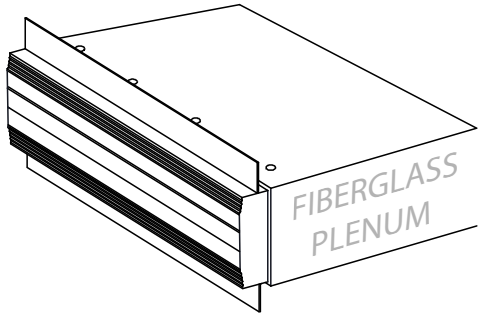
Note ID lengths 3/16" undersized nominal

Installation Note: Plenum must be installed before diffuser install.

Additional Information:

Submittal Notes

Project / Location:	
Engineer:	
Architect:	
Contractor:	



LSD-T3-FP
 TAPE & MUD FRAME

Standard Features:

- Extruded aluminum slot diffuser
- Rigid fiberglass plenum, allows for multiple locations of field installed spin in collar (collar provided by others)
- Fiberglass plenum ships installed on diffuser
- Tape & Mud flange for frameless and flush installation
- Designed for 1/2" or 5/8" drywall application
- Minimum length 12"
- Unlimited continuous sections available with butt joints
- Soft White

Manufacturing Requirements:

Length _____ feet inches

Supply – Black adjustable pattern controller allows full 180° adjustment and control of airflow (LSD-T3-S)

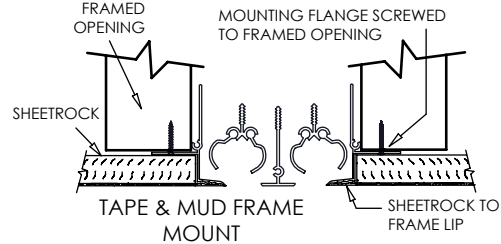
Return – less pattern controller (LSD-T3-R)

Number of slots: 1 2 3 4 5 6 7 8

Slot Width: 1/2" 3/4" 1"

Finishes: For LSD with 1 Slot, only Soft White or Mill Finish is an available finish.

- Soft White
- Mill Finish
- Driftwood Tan
- Designer Color _____



Dimensions (in inches)									
# OF SLOTS	SLOT WIDTH (F)	OVERALL WIDTH (H)	PLENUM WIDTH (J)	OPENING WIDTH (G)	# OF SLOTS	SLOT WIDTH (F)	OVERALL WIDTH (H)	PLENUM WIDTH (J)	OPENING WIDTH (G)
1	1/2	3 1/4	2	1 1/4	5	1/2	8 1/4	7	6 1/4
	3/4	3 1/2	2 1/4	1 1/2		3/4	9 1/2	8 1/4	7 1/2
	1	3 3/4	2 1/2	1 3/4		1	10 3/4	9 1/2	8 3/4
2	1/2	4 1/2	3 1/4	2 1/2	6	1/2	9 1/2	8 1/4	7 1/2
	3/4	5	3 3/4	3		3/4	11	9 3/4	9
	1	5 1/2	4 1/4	3 1/2		1	12 1/2	11 1/4	10 1/2
3	1/2	5 3/4	4 1/2	3 3/4	7	1/2	10 3/4	9 1/2	9 3/4
	3/4	6 1/2	5 1/4	4 1/2		3/4	12 1/2	11 1/4	10 1/2
	1	7 1/4	6	5 1/4		1	14 1/4	13	12 1/4
4	1/2	7	5 3/4	5	8	1/2	12	10 3/4	10
	3/4	8	6 3/4	6		3/4	14	12 3/4	12
	1	9	7 3/4	7		1	16	14 3/4	14

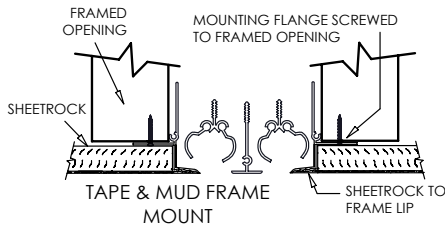
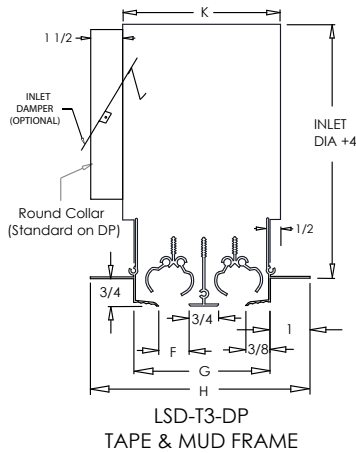
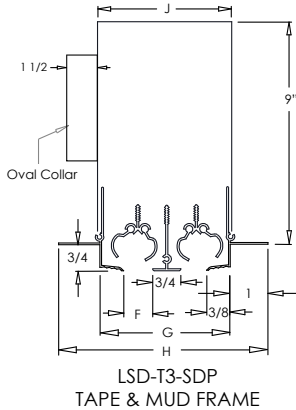
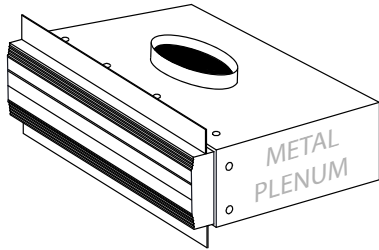
Note: ID lengths 3/16" undersized nominal

Installation Note: The Type 3 Tape and Mud Flange is an effective and seamless mounting application for 1/2" or 5/8" drywall. Designed to create a frameless finished look. To install simply place diffuser in framed opening and screw through the flange to attach the product to the framed opening. Once secure, install sheetrock to cover flange and butt up to the frame's edges. Finish installing by taping and mudding the product and sheetrock to create the desired seamless finish.

Additional Information:

Submittal Notes

Project / Location:	
Engineer:	
Architect:	
Contractor:	



Standard Features:

- Extruded aluminum slot diffuser
- Tape & Mud flange for frameless and flush installation
- Designed for 1/2" or 5/8" drywall application
- Minimum length 12"
- Unlimited continuous sections available with butt joints
- Soft White

Manufacturing Requirements:

Length _____ feet inches

Supply – Black adjustable pattern controller allows full 180° adjustment and control of airflow (LSD-T3-S)

Return – less pattern controller (LSD-T3-R)

Number of slots: 1 2 3 4 5 6 7 8

Slot Width: 1/2" 3/4" 1"

Optional Finishes: For LSD with 1 Slot, only Soft White or Mill Finish is an available finish.

- Soft White
- Mill Finish
- Driftwood Tan
- Designer Color _____

METAL PLENUM Standard Features

- 24 gauge galvanized steel plenum
- Minimum length 12" and maximum single piece length is 6'
- Metal plenum ships separately from diffuser and requires field assembly

Manufacturing Requirements:

Short Distribution Plenum – SDP (standard, height set at 9")

Distribution Plenum – DP (height = inlet diameter + 4")

Internal insulation 1/2" fiberglass (std) – L 1/2" fiberglass w/foil back – LEX
 Closed cell – C

External insulation 1/2" fiberglass w/foil back (std) – EX 1" fiberglass – 1" – EX1
 No insulation – N

Oval inlet sizes: 5" 6" 7" 8" 10" 12" 14" 16" (SDP and DP)

Round inlet sizes: 5" 6" 7" 8" 10" 12" 14" 16" (DP only)

No inlet (SDP and DP)

*Optional performance baffles improve comfort in short throw applications by widening the spread of the discharge air

Options:

Damper: Rod Twist Cord

Perforated steel baffle* – Type A – #69 Solid steel baffle* – Type B – #70

Dimensions (in inches)

# OF SLOTS	SLOT WIDTH (F)	OVERALL WIDTH (H)	SDP WIDTH (J)	DP WIDTH (K)	OPENING WIDTH (G)	# OF SLOTS	SLOT WIDTH (F)	OVERALL WIDTH (H)	SDP WIDTH (J)	DP WIDTH (K)	OPENING WIDTH (G)
1	1/2	3 1/4	1 3/8	2 3/8	1 1/4	5	1/2	8 1/4	6 5/8	7 5/8	6 1/4
	3/4	3 1/2	1 7/8	2 7/8	1 1/2		3/4	9 1/2	7 7/8	8 7/8	7 1/2
2	1	3 3/4	2 1/8	3 1/8	1 3/4	6	1	10 3/4	9 1/8	10 1/8	8 3/4
	1/2	4 1/2	2 7/8	3 7/8	2 1/2		1/2	9 1/2	7 7/8	8 7/8	7 1/2
3	3/4	5	3 3/8	4 3/8	3	7	3/4	11	9 3/8	10 3/8	9
	1	5 1/2	3 7/8	4 7/8	3 1/2		1	12 1/2	10 7/8	11 7/8	10 1/2
4	1/2	5 3/4	4 1/8	5 1/8	3 3/4	8	1/2	10 3/4	9 1/8	10 1/8	9 3/4
	3/4	6 1/2	4 7/8	5 7/8	4 1/2		3/4	12 1/2	10 7/8	11 7/8	10 1/2
5	1	7 1/4	5 5/8	6 5/8	5 1/4	9	1	14 1/4	12 5/8	13 5/8	12 1/4
	1/2	7	5 3/8	6 3/8	5		1/2	12	10 3/8	11 3/8	10
6	3/4	8	6 3/8	7 3/8	6	10	3/4	14	12 3/8	13 3/8	12
	1	9	7 3/8	8 3/8	7		1	16	14 3/8	15 3/8	14

Installation Note: Metal Plenum must be installed before the diffuser is installed.

Note: Diffuser ID lengths 3/16" undersized nominal. Metal plenum manufactured to nominal dimensions. If duct opening is 48", plenum will be 48" and diffuser will be 47-13/16".

Additional Information:

Submittal Notes

Project / Location:	
Engineer:	
Architect:	
Contractor:	