

Standard Features:

- Extruded aluminum slot diffuser
- Surface frame style with 1 1/8" flange. Concealed mount screw holes and end flanges for a clean aesthetic look
- Minimum length 6"
- Unlimited continuous sections available with butt joints
- Soft White

Manufacturing Requirements:

Length _____ feet _____ inches
 Supply – Black adjustable pattern controller allows full 180° adjustment and control of airflow (LSD-T5-S)
 Return – less pattern controller (LSD-T5-R)
 Number of slots: 1 2 3 4 5 6 7 8
 Slot Width: 1/2" 3/4" 1"

Options:

Flat end caps

Finishes:

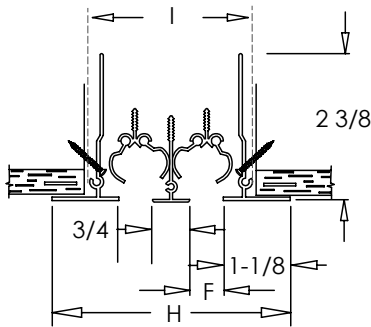
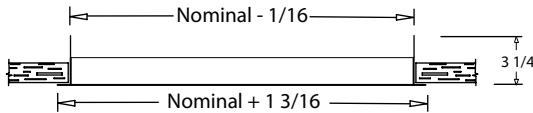
STANDARD COLORS

- Soft White
- Driftwood Tan
- Mill Finish

DESIGNER COLORS

- Black
- Bronze
- Storm Gray
- Cement Gray

- Aluminum Paint
- Coffee Tan
- Warm White
- Glossy White



LSD-T5
 CONCEALED MOUNT

Dimensions (in inches)

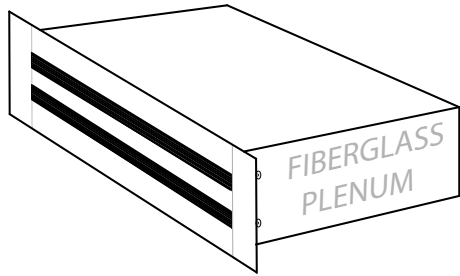
| # OF SLOTS | SLOT WIDTH (F) | OVERALL WIDTH (H) | WIDTH OF BACK (I) | # OF SLOTS | SLOT WIDTH (F) | OVERALL WIDTH (H) | WIDTH OF BACK (I) |
|------------|----------------|-------------------|-------------------|------------|----------------|-------------------|-------------------|
| 1 | 1/2 | 2 3/4 | 1 1/2 | 5 | 1/2 | 7 3/4 | 6 1/2 |
| | 3/4 | 3 | 1 3/4 | | 3/4 | 9 | 7 3/4 |
| | 1 | 3 1/4 | 2 | | 1 | 10 1/4 | 9 |
| 2 | 1/2 | 4 | 2 3/4 | 6 | 1/2 | 9 | 7 3/4 |
| | 3/4 | 4 1/2 | 3 1/4 | | 3/4 | 10 1/2 | 9 1/4 |
| | 1 | 5 | 3 3/4 | | 1 | 12 | 10 3/4 |
| 3 | 1/2 | 5 1/4 | 4 | 7 | 1/2 | 10 1/4 | 9 |
| | 3/4 | 6 | 4 3/4 | | 3/4 | 12 | 10 3/4 |
| | 1 | 6 3/4 | 5 1/2 | | 1 | 13 3/4 | 12 1/2 |
| 4 | 1/2 | 6 1/2 | 5 1/4 | 8 | 1/2 | 11 1/2 | 10 1/4 |
| | 3/4 | 7 1/2 | 6 1/4 | | 3/4 | 13 1/2 | 12 1/4 |
| | 1 | 8 1/2 | 7 1/4 | | 1 | 15 1/2 | 14 1/4 |

Note ID lengths 1/16" undersized nominal

Additional Information:

Submittal Notes

| | |
|---------------------|--|
| Project / Location: | |
| Engineer: | |
| Architect: | |
| Contractor: | |



Standard Features:

- Extruded aluminum slot diffuser
- Surface frame style with 1 1/8" flange. Concealed mount screw holes and end flanges for a clean aesthetic look
- Rigid fiberglass plenum, allows for multiple locations of field installed spin in collar (collar provided by others)
- Fiberglass plenum ships installed on diffuser
- Minimum length 12"
- Unlimited continuous sections available with butt joints
- Soft White

Manufacturing Requirements:

Length _____ feet _____ inches
 Supply – Black adjustable pattern controller allows full 180° adjustment and control of airflow (LSD-T5-S)
 Return – less pattern controller (LSD-T5-R)
 Number of slots: 1 2 3 4 5 6 7 8
 Slot Width: 1/2" 3/4" 1"

Options:

Flat end caps

Finishes:

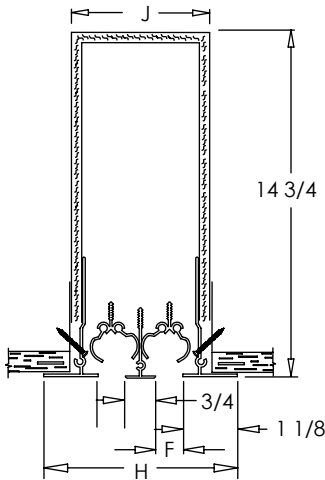
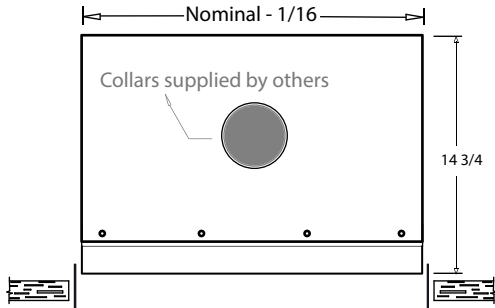
STANDARD COLORS

- Soft White
- Driftwood Tan
- Mill Finish

DESIGNER COLORS

- Black
- Bronze
- Storm Gray
- Cement Gray

- Aluminum Paint
- Coffee Tan
- Warm White
- Glossy White



LSD-T5-FP
 CONCEALED MOUNT

Dimensions (in inches)

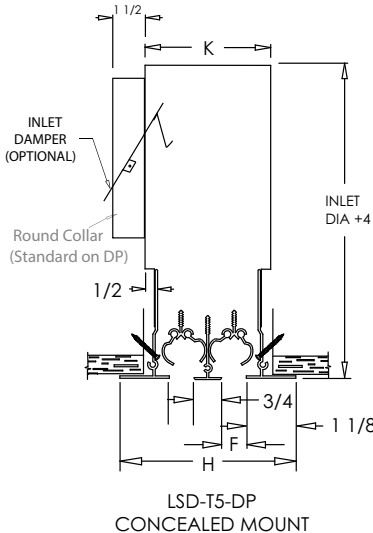
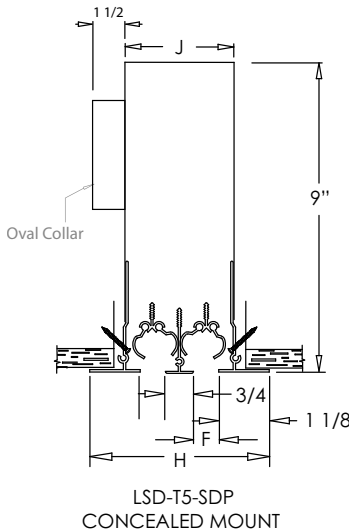
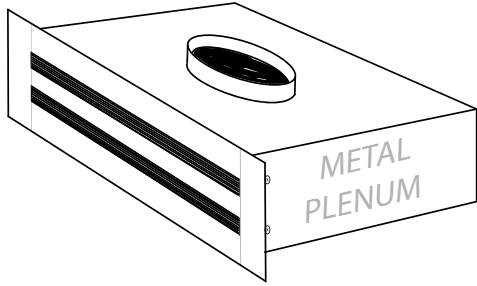
| # OF SLOTS | SLOT WIDTH (F) | OVERALL WIDTH (H) | PLENUM WIDTH (J) | # OF SLOTS | SLOT WIDTH (F) | OVERALL WIDTH (H) | PLENUM WIDTH (J) |
|------------|----------------|-------------------|------------------|------------|----------------|-------------------|------------------|
| 1 | 1/2 | 2 3/4 | 2 | 5 | 1/2 | 7 3/4 | 7 |
| | 3/4 | 3 | 2 1/4 | | 3/4 | 9 | 8 1/4 |
| | 1 | 3 1/4 | 2 1/2 | | 1 | 10 1/4 | 9 1/2 |
| 2 | 1/2 | 4 | 3 1/4 | 6 | 1/2 | 9 | 8 1/4 |
| | 3/4 | 4 1/2 | 3 3/4 | | 3/4 | 10 1/2 | 9 3/4 |
| | 1 | 5 | 4 1/4 | | 1 | 12 | 11 1/4 |
| 3 | 1/2 | 5 1/4 | 4 1/2 | 7 | 1/2 | 10 1/4 | 9 1/2 |
| | 3/4 | 6 | 5 1/4 | | 3/4 | 12 | 11 1/4 |
| | 1 | 6 3/4 | 6 | | 1 | 13 3/4 | 13 |
| 4 | 1/2 | 6 1/2 | 5 3/4 | 8 | 1/2 | 11 1/2 | 10 3/4 |
| | 3/4 | 7 1/2 | 6 3/4 | | 3/4 | 13 1/2 | 12 3/4 |
| | 1 | 8 1/2 | 7 3/4 | | 1 | 15 1/2 | 14 3/4 |

Note ID lengths 1/16" undersized nominal

Additional Information:

Submittal Notes

| | |
|---------------------|--|
| Project / Location: | |
| Engineer: | |
| Architect: | |
| Contractor: | |



LINEAR SLOT DIFFUSER Standard Features:

- Extruded aluminum slot diffuser
- Surface frame style with 1 1/8" flange: Concealed mount screw holes and end flanges for a clean aesthetic look.
- Minimum length 12"
- Unlimited continuous sections available with butt joints
- Soft White

Manufacturing Requirements:

Length _____ feet inches
 Supply – Black adjustable pattern controller allows full 180° adjustment and control of airflow (LSD-T5-S)
 Return – less pattern controller (LSD-T5-R)
 Number of slots: 1 2 3 4 5 6 7 8
 Slot Width: 1/2" 3/4" 1"

Options:

Flat end caps

Optional Finishes:

- Soft White
- Mill Finish
- Driftwood Tan
- Designer Color _____

METAL PLENUM Standard Features

- 24 gauge galvanized steel plenum
- Minimum length 12" and maximum single piece length is 6'
- Metal plenum ships separately from diffuser and requires field assembly

Manufacturing Requirements:

Short Distribution Plenum – SDP (standard, height set at 9")
 Distribution Plenum – DP (height = inlet diameter + 4")
 Internal insulation 1/2" fiberglass (std) – L 1/2" fiberglass w/foil back – LEX
 Closed cell – C
 External insulation 1/2" fiberglass w/foil back (std) – EX 1" fiberglass – 1" – EX1
 No insulation – N
 Oval inlet sizes: 5" 6" 7" 8" 10" 12" 14" 16" (SDP and DP)
 Round inlet sizes: 5" 6" 7" 8" 10" 12" 14" 16" (DP only)
 No inlet (SDP and DP)

Options:

Damper: Rod Twist Cord
 Perforated steel baffle* – Type A – #69 Solid steel baffle* – Type B – #70

*Optional performance baffles improve comfort in short throw applications by widening the spread of the discharge air

| Dimensions (in inches) | | | | | | | | | |
|------------------------|----------------|-------------------|---------------|--------------|------------|----------------|-------------------|---------------|--------------|
| # OF SLOTS | SLOT WIDTH (F) | OVERALL WIDTH (H) | SDP WIDTH (J) | DP WIDTH (K) | # OF SLOTS | SLOT WIDTH (F) | OVERALL WIDTH (H) | SDP WIDTH (J) | DP WIDTH (K) |
| 1 | 1/2 | 2 3/4 | 1 5/8 | 2 5/8 | 5 | 1/2 | 7 3/4 | 6 5/8 | 7 5/8 |
| | 3/4 | 3 | 1 7/8 | 2 7/8 | | 3/4 | 9 | 7 7/8 | 8 7/8 |
| | 1 | 3 1/4 | 2 1/8 | 3 1/8 | | 1 | 10 1/4 | 9 1/8 | 10 1/8 |
| 2 | 1/2 | 4 | 2 7/8 | 3 7/8 | 6 | 1/2 | 9 | 7 7/8 | 8 7/8 |
| | 3/4 | 4 1/2 | 3 3/8 | 4 3/8 | | 3/4 | 10 1/2 | 9 3/8 | 10 3/8 |
| | 1 | 5 | 3 7/8 | 4 7/8 | | 1 | 12 | 10 7/8 | 11 7/8 |
| 3 | 1/2 | 5 1/4 | 4 1/8 | 5 1/8 | 7 | 1/2 | 10 1/4 | 9 1/8 | 10 1/8 |
| | 3/4 | 6 | 4 7/8 | 5 7/8 | | 3/4 | 12 | 10 7/8 | 11 7/8 |
| | 1 | 6 3/4 | 5 5/8 | 6 5/8 | | 1 | 13 3/4 | 12 5/8 | 13 5/8 |
| 4 | 1/2 | 6 1/2 | 5 3/8 | 6 3/8 | 8 | 1/2 | 11 1/2 | 10 3/8 | 11 3/8 |
| | 3/4 | 7 1/2 | 6 3/8 | 7 3/8 | | 3/4 | 13 1/2 | 12 3/8 | 13 3/8 |
| | 1 | 8 1/2 | 7 3/8 | 8 3/8 | | 1 | 15 1/2 | 14 3/8 | 15 3/8 |

Note: Diffuser ID lengths 1/16" undersized nominal. Metal plenum manufactured to nominal dimensions. If duct opening is 48", plenum will be 48" and diffuser will be 47-15/16".

Additional Information:

Submittal Notes

| | |
|---------------------|--|
| Project / Location: | |
| Engineer: | |
| Architect: | |
| Contractor: | |