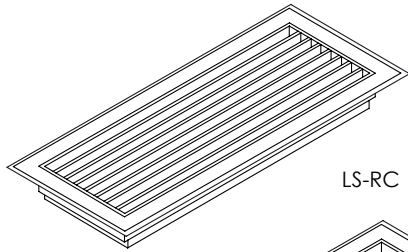


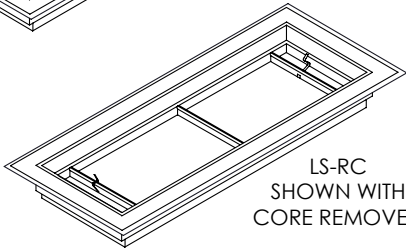
LS-RC Series

Aluminum Linear Bar Floor Grille with Removable Core

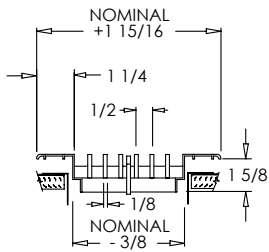
MODEL: LS-RC



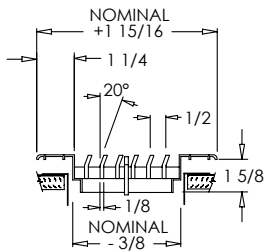
LS-RC



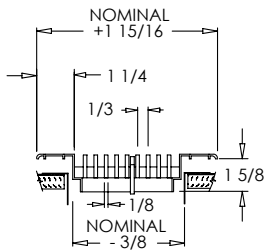
LS-RC
SHOWN WITH
CORE REMOVED



LS-RC 1/2 0°



LS-RC 1/2 20°



LS-RC 1/3 0°

Standard Features:

- Extruded aluminum frame with signature line marks
- Designed for window sill application
- Core secured with stainless steel spring clips
- Available in lengths up to 144" in one piece (may vary for shipping and manufacturing considerations)
- Maximum available width is 14"
- 1/8" thick core blades run parallel to longest dimension
- Standard frame flange is 1-1/4"
- Satin Anodized Finish

Options:

Recessed screwdriver operated Opposed Blade Damper (LS-RC-0)
 Gym Grade with welded frame, and extra center margin supports (LS-RC-GG)
 Extruded aluminum adjustable curved blade air deflection grid (LS-RC-Grid)
 Fixed 2 way air deflection (LS-RC-2 Way)
 Available in continuous lengths with butt joints
 Mounting bracket to bolt into sill (sill plate supplied by others)
 Fractional I.D. and O.D. sizes available

Blade Spacing Options:

- 1/2" - 0° Deflection
- 1/3" - 0° Deflection
- 1/2" - 20° Deflection

Note: Actual spacing between 1/2" on center blades is 3/8" and for 1/3" on center blades is 1/4".

Finishes:

STANDARD COLORS

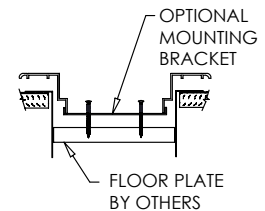
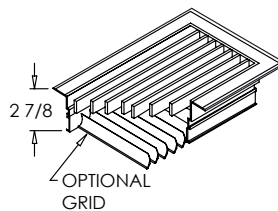
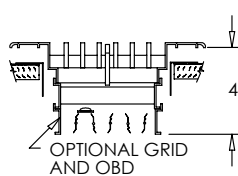
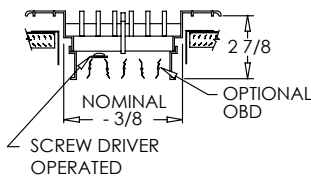
- Soft White
- Driftwood Tan
- Mill Finish
- Satin Anodized

DESIGNER COLORS

- Black
- Bronze
- Storm Gray
- Cement Gray

- Aluminum Paint
- Coffee Tan
- Warm White
- Glossy White

OBD & Grid Options:



Additional Information:

Project / Location:	
Engineer:	
Architect:	
Contractor:	

Submittal Notes