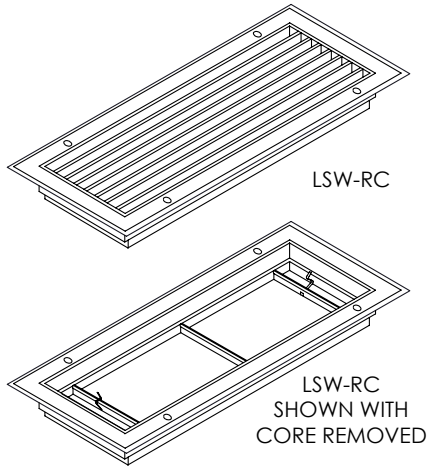


LSW-RC Series

Linear Bar Sidewall Grille with Removable Core

MODEL: LSW-RC

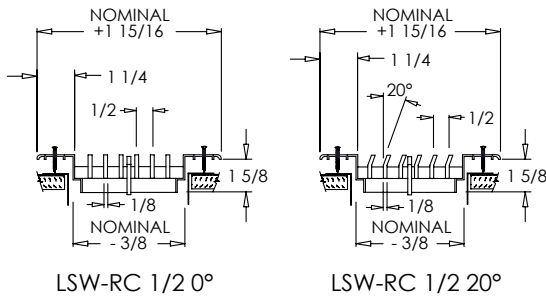


Standard Features:

- Extruded aluminum frame with signature line marks
- Designed for sidewall application
- Countersunk mounting holes with color matching Philips Posidriv screws
- Core secured with stainless steel spring clips
- Available in lengths up to 144" in one piece (may vary for shipping and manufacturing considerations)
- Maximum available width is 14"
- 1/8" thick core blades run parallel to longest dimension
- 1/2" spacing with 0° or 20° deflection; actual spacing between bars is 3/8"
- 1/3" spacing with 0° deflection; actual spacing between bars is 1/4"
- Standard frame flange is 1-1/4"
- Satin Anodized Finish

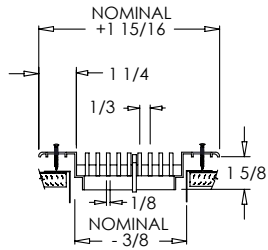
Options:

- Recessed screwdriver operated Opposed Blade Damper (LSW-RC-0)
- Gym Grade with welded frame, and extra center margin supports (LSW-RC-GG)
- Extruded aluminum adjustable curved blade air deflection grid (LSW-RC-Grid)
- Fixed 2 way air deflection (LSW-RC-2 Way)
- Available in continuous lengths with butt joints
- Mounting bracket to bolt into sidewall (sidewall plate supplied by others)
- Fractional I.D. and O.D. sizes available
- "F" Torx Center Pin tamper proof screw



LSW-RC 1/2 0°

LSW-RC 1/2 20°



LSW-RC 1/3 0°

Blade Spacing Options:

- 1/2" - 0° Deflection 1/3" - 0° Deflection
- 1/2" - 20° Deflection

Note: Actual spacing between 1/2" on center blades is 3/8" and for 1/3" on center blades is 1/4".

Finishes:

STANDARD COLORS

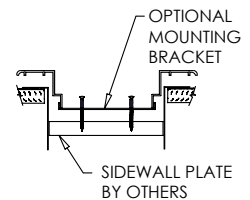
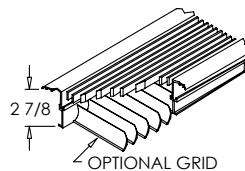
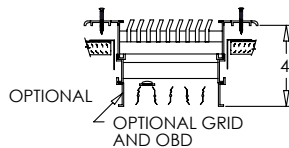
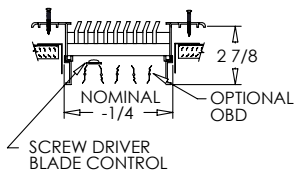
- Soft White
- Driftwood Tan
- Mill Finish
- Satin Anodized

DESIGNER COLORS

- Black
- Bronze
- Storm Gray
- Cement Gray

- Aluminum Paint
- Coffee Tan
- Warm White
- Glossy White

OBD & Grid Options:



Additional Information:

Submittal Notes

Project / Location:

Engineer:

Architect:

Contractor: