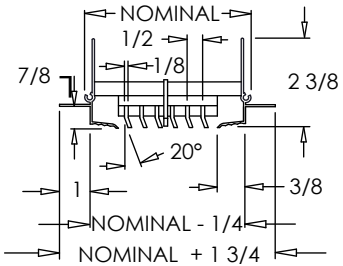
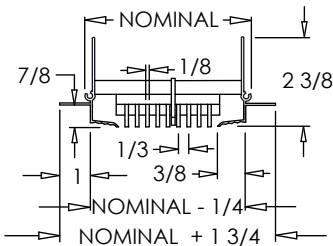


LTM 1/2 0°



LTM 1/2 20°



LTM 1/3 0°

**Standard Features:**

- Precision aluminum construction for clean styling and efficient air distribution
- Extruded aluminum Tape and Mud Frame
- Core secured with stainless steel spring clips
- Available in lengths up to 144" in one piece (may vary for shipping and manufacturing considerations)
- Maximum available width is 14"
- Minimum available width is 2"
- 1/8" thick core blades run parallel to longest dimension
- 1/2" spacing with 0° or 20° deflection; actual spacing between bars is 3/8"
- 1/3" spacing with 0° deflection; actual spacing between bars is 1/4"
- Designed for 1/2" or 5/8" drywall application
- Product length is manufactured to 1/4" under nominal dimension
- Finished flat end caps
- Satin Anodized (linear core only)

**Options:**

- Butt joints for continuous lengths
- Fractional dimensions

**Blade Spacing Options:**

- 1/2" - 0° Deflection      1/3" - 0° Deflection
- 1/2" - 20° Deflection

**Finishes:**

STANDARD COLORS

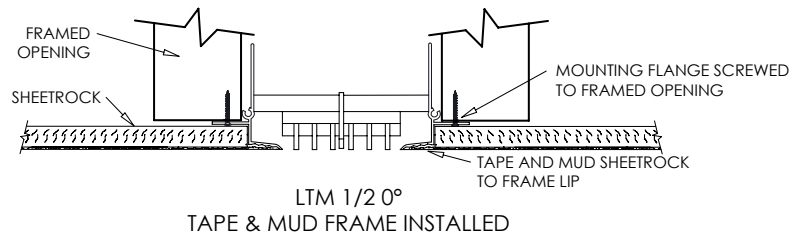
- Soft White
- Driftwood Tan
- Mill Finish
- Satin Anodized (Linear core only)

DESIGNER COLORS

- Black
- Bronze
- Storm Gray
- Cement Gray
- Aluminum Paint
- Coffee Tan
- Warm White
- Glossy White

**Tape and Mud Details:**

The LTM Tape and Mud Frame is an effective and seamless mounting application for 1/2" or 5/8" drywall. Designed to create a frameless finished look. To install simply place diffuser in framed opening and screw through the flange to attach the product to the framed opening. Once secure, install sheetrock to cover flange and butt up to the frame's edges. Finish installing by taping and mudding the product and sheetrock to create the desired seamless finish.



**Additional Information:**

**Submittal Notes**

Project / Location:	
Engineer:	
Architect:	
Contractor:	